


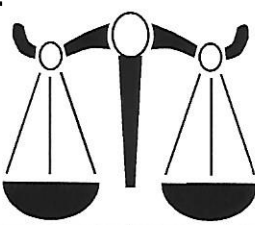



G3 Symétrie axiale

FICHE 1 : AXE DE SYMÉTRIE

1 Indique si chaque figure a un axe de symétrie.

a.		b.		c.		d.	
Oui	Non	Oui	Non	Oui	Non	Oui	Non


2 Entoure les erreurs de symétrie sur la partie droite du robot.






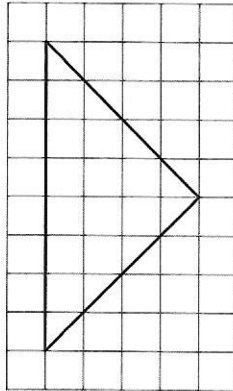
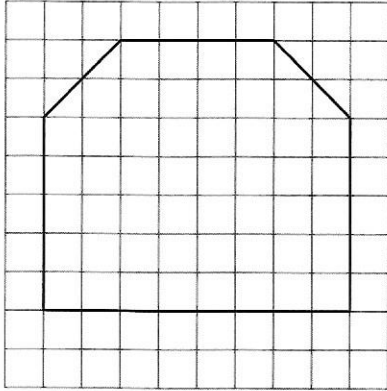
3 Complète cette figure par symétrie par rapport à l'axe rouge en utilisant un calque ou par transparence.



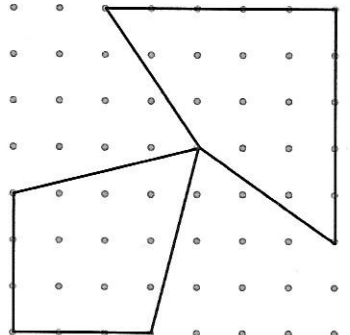
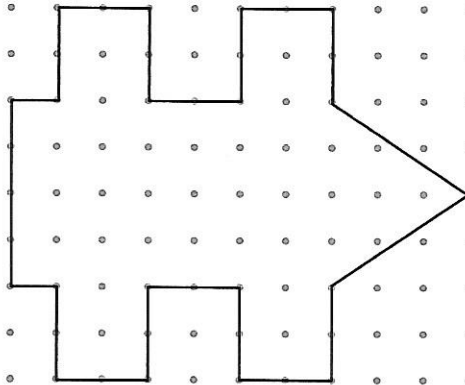
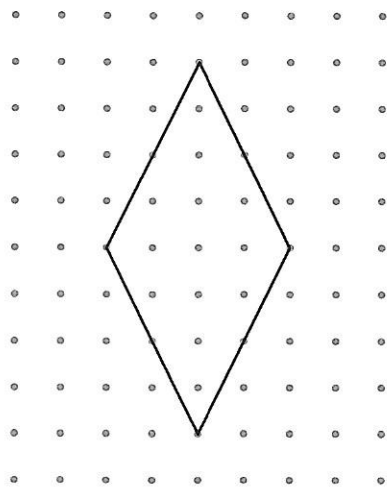
4 Trace le(s) axe(s) de symétrie de chaque lettre du mot CISEAUX.



1 Trace les axes de symétrie.



2 Trace les axes de symétrie.



3 Trace les axes de symétrie.

